




Sun Cruiser[®]

by **LOWE**



Escape to the Islands

GETAWAY IN LUXURY & STYLE

Escape to Suncruiser



YOUR PRIVATE EXOTIC ISLAND

Suncruiser offers the ultimate luxury getaway. Whether you choose to escape to your private Island for just a day, or get lost in paradise for the weekend, you'll discover that Suncruiser takes pleasure boating to a new level of quality, comfort and convenience.

"Suncruisers are built with more standard amenities, more comfort features and more attention to detail - than any other boat in their class."

Pontoon & Deck Boat Magazine

5-STAR AMENITIES

Suncruiser offers all of the lifestyle amenities you demand in a luxury cruiser - and much more. To ensure a totally carefree boating



experience every component is carefully specified to work well in the outdoors and provide years of no-hassle service.

Everywhere you look, you'll find thoughtful extra-comfort

features and impeccable attention to the smallest detail. Fit, finish and durability are truly exceptional.



Isn't it nice when you can afford the very best!

FIRST CLASS ACCOMMODATIONS

Supple, hand-worked fabrics and superb styling blend together with the elegance of an interior designer's touch to surround you in total elegance. To meet your expectations for a luxury pontoon, we use only superior high-grade fabrics. Custom materials include



Suncruiser's exclusive: soft-touch heavy-duty DuraLux™ SRT (stain resistant topcoat) expanded vinyl; deep-comfort MemoryTec™ virgin foam; long-life Everlast® ergonomic seating construction; and easy-clean, plush Olefin® fiber, 16 oz custom weave

carpeting. Artfully blended together, these stylish furnishings provide the ultimate in comfortable seating. Your guests will be amazed.

LIFESTYLE MATCHED DESIGNS

We proudly hand-craft a wide selection of models to match your special sense of adventure. You'll discover a variety of deck plans with custom amenities to suit. Each is specifically designed and built to match your family's unique recreational lifestyle - and budget.

Added Luxury Options & Features



Cook It Up Enjoy family cookouts with an optional stainless steel propane gas grill.



Serve It Up Entertain in style with an easy-to-clean acrylic food and drink prep center.



Dine In Style Add an optional bow cocktail table with concealed/removable 32 qt. cooler.



Captain's Delight Experience our exclusive Contoure™ helm chair for premium comfort and style.



Get Up and Go Center log and lifting strake options increase stability and performance.

Jamaica® Luxury

Cruise the islands of Jamaica and experience luxury features like exclusive extra-plush DuraLux™ SRT upholstery and deep-comfort lounge seating enhanced by every amenity you might wish for.



Trinidad® Value

Getaway to Trinidad's value where quality comes first in this series of affordable island models. Loads of standard features and unique deck plans add to its lifestyle versatility.



Tahiti® Performance

This island's hot! Escape in style on a Tahiti performance deck boat with sporty, quick-planing hull designs that combine speed and handling with a drier, softer ride of a pontoon.



SIRIUS

IBU® Digital CD Stereo with satellite access
Enjoy 100 streams of commercial-free satellite radio with 60 music streams and 40 sports, news, weather and entertainment streams. Standard on Jamaica and Tahiti models.

Double Bimini Top Get full sun protection and shade your entire boat with an optional color-matched double bimini top. Top conveniently splits into two separate boots for storage.

Standard Features



Welcome Aboard
Step up from water fun on easy-to-board folding ladders with shielded hinges.



Beat The Heat Enjoy hot, sunny summer days under the shade of a high-quality canvas top.



Catch Some Rays Tan or while away the day in comfort on a roomy, padded rear sun deck.



Outta Sight Slip away for a little privacy in roomy pop-up enclosures. (Most models)



Lock It Up Keep keys, wallet and glasses safe and dry in lockable helm glove boxes.



You're In Control Steer with ease with custom tilt wheels and anti-feedback steering.



De-lightful At Dusk Light up the night with push on non-glare cockpit courtesy floor lighting.



Stay Cool Keep snacks and drinks located under the helm console.



Right At Hand Secure cozy wrapped drinks close by in movable two-cup drink holders.



Take It With You Stow it all in large, polyethylene, dry compartments. (Most models)

DESIGNED & CRAFTED *For Carefree Boating*

HANDCRAFTED QUALITY

Suncruiser is located in the heart of the Ozarks where old world, hand-worked craftsmanship is renowned and boat building is considered a fine art. Our specialized local craftsmen are the critical difference in our precision construction and remarkable fit and finish. By employing CAD specifications and equipment we assemble every Suncruiser entirely by hand using only the finest materials and components to ensure that your boat is the ultimate in comfort, style and convenience.



It's just one of the reasons we can say –
"Suncruiser sets the benchmark for quality pontoon boats and deck boats."

BEST RATED SERVICE - 2003 & 2004

The National Marine Manufacturers Association (NMMA) has awarded Suncruiser the Marine Industry CSI Award in 2003 and 2004, the trade association's highest recognition for customer satisfaction in the Pontoon and Deck Boats categories. To receive this special recognition, Suncruiser achieved and maintained an independently measured standard of excellence of over 90 percent in customer satisfaction.



BEST WARRANTY & REPUTATION

We are so confident in our superior construction skills and materials that we back every Suncruiser with a Lifetime Limited Warranty. Equally important, we're respected industry-wide for highly dependable, trouble free products. However, if a warranty issue should occur, we're dedicated to making it as hassle-free as possible.

Check our guarantee to the original retail purchaser:

Pontoon - Lifetime Limited Warranty

All pontoon tubes, cross-members and motor pods are warranted against defects in materials and workmanship for the lifetime of your boat.

Pontoon Rails - Lifetime Limited Warranty

All aluminum pontoon railings are warranted for the lifetime of your boat.

Wood Deck - Lifetime Limited Warranty

We will replace or repair all decks at a Lowe Boats facility free of charge for materials and labor for the lifetime of your boat.

Seat Back and Base Lifetime Limited Warranty

Everlast™ seat backs and bases are warranted for the lifetime of your boat.



BEST QUALITY FURNITURE

Suncruiser is the "comfort standard" in pontoon boats. New for 2005, all luxurious furniture coverings are hand-crafted from our exclusive, premium grade, DuraLux™ SRT vinyl for a soft and supple touch. DuraLux™ vinyl resists punching, has excellent memory retention to reduce stretching and is mold and mildew resistant. To provide the premium comfort and hi-end luxury found in fine automobiles, it's backed by our deep-comfort MemoryTec™ ergonomic seat construction with multi-density, virgin foam for a softer seat back and firmer bottom. Our one-piece, EverLast® rotocast molded seat backs and bases employ polyethylene to eliminate wood rot. And, for your added comfort, it's all backed by our 3 year warranty.



Contoure™ captain's chair is "fully-adjustable" with folding arm rests, fore/aft pivot slider, reclining capability and adjustable headrest to provide premium comfort.

BEST RESALE VALUE

Lots of boat companies claim to have a high resale value. At Suncruiser we let the N.A.D.A. and Blue Book do the talking. According to these official price guides for used boats, Suncruiser boats consistently rank highest in resale value. It's nice to know that when you're ready for your next Suncruiser, you'll get more on a trade or from a personal sale.



How to select a quality pontoon boat

To ensure that you're purchasing a truly premium pontoon boat, only consider boats built by a respected "national" company that will be in business as long as their warranty promises and insist on the following critical features:

- 1 Super tough, stain resistant, top coated vinyl stitched with polyester monochord thread for a soft, supple seating surface.
- 2 Smooth rotocast polyethylene under seat storage compartments that won't saturate with water to smell and rot.
- 3 Anodized side rails (1½") that are rattle free and raised above the deck to allow water to drain off for easy cleaning and quick drying.
- 4 Acrylic/ABS composite console, with color all the way through, that won't chalk, fade, turn yellow or crack like fiberglass.
- 5 One-piece, (no seams) marine grade seven-ply, pressure-treated plywood deck with a Lifetime Limited "replacement" Warranty.
- 6 Snug fitting, wrinkle-free canvas tops made of 100% polyester fabric mounted on a strong 1½" non-flex, anodized aluminum extrusion frame.
- 7 Full-length "extruded" aluminum pontoon keels to protect the pontoons and provide sure tracking underway.
- 8 All (no exceptions) stainless steel hardware to ensure long lasting good looks and extended life for your investment.
- 9 Three air chamber, double-welded, pressurized pontoons that are isolated and sealed for your family's added safety and security.
- 10 Full U.S. and Canadian Coast Guard and NMMA Certification to ensure that your boat meets all critical safety and construction requirements.

ONLY THE BEST COMPONENTS

Many pontoon boat builders cut costs by using secondary brand accessories and components. SunCruiser uses only the best high-quality components from leading manufacturers such as: Humminbird® fishfinders; Johnson® and Evinrude® outboards; JBL® CD stereos; Minn Kota® trolling motors. We then go a step farther by incorporating our exclusive DuraLux™ SRT vinyls, MemoryTec™ seating with Everlast® construction, Syntec® custom carpet and our "Industry Standard Setting" vacuum-formed composite acrylic consoles, convenience centers and integrated boat components.

*If a boat is a sum of its parts,
SunCruiser = "Best in Class"*



ESCAPE TO TOTAL ELEGANCE.

Nothing on the water can surpass the supple luxury of a Jamaica® interior. With four distinct color schemes accented by our exclusive custom weave carpet and DuraLux™ vinyl, we can suit your individual style. Each luxury model features a custom acrylic helm station complete with chrome bezel gauges, wood-grain tilt wheel with anti-feedback steering and our exclusive Contoure™ fully-adjustable, luxury helm chair. For added driver comfort and precise control, hydraulic steering is available. To entertain in style, we provide a JBL digital AM/FM CD stereo with Sirius satellite access and four high-power coaxial speakers. We also include a tinted windshield with quick disconnects, a color coordinated bimini top with extra headroom and storage boot, and a pop-up privacy enclosure. With the Jamaica's exceptional attention to comfort, quality and detail, we've created the ultimate luxury pontooning experience.

JAMAICA® Luxury Series



STANDARD FEATURES

- 1 The "fully-adjustable" custom Contoure™ captain's helm chair provides premium comfort and hi-end luxury.
- 2 For added performance and stability, you can add aluminum reverse chine lifting strakes. These unique strakes allow the pontoons to lift higher in the water reducing drag and increasing top end speed.
- 3 Style-conscious, comfortable L-shaped, wrap-around lounge seating and removable pedestal table. Custom captain's chair.
- 4 Handsome composite acrylic console with chrome bezel instruments: speedometer, tachometer, voltmeter, trim/tilt, depth and fuel gauges.
- 5 Cushioned oversized tanning pad, with pop-up privacy enclosure and bulk storage locker located under sundeck.

When you purchase a SunCruiser pontoon you have a choice of outboards. Johnson and Evinrude outboards are known world over for their dependability and performance. Both are recommended power on 2005 SunCruisers. All Jamaica pontoons may be shown with optional equipment.

| FEATURES AND OPTIONS | JM252 | JM250 | JM250SD | JM224 | JM220 | JM220SD | JM200 |
|-----------------------------------|-------|-------|-----------|-------|-------|-----------|-------|
| Contoure™ Helm Chair | • | • | • | • | • | • | • |
| Seamless Plywood Deck | • | • | • | • | • | • | • |
| JBL AM/FM CD Stereo w/ Sirius | • | • | • | • | • | • | • |
| Bimini Top w/ Boot | • | • | • | • | • | • | • |
| Lockable Glove Box | • | • | • | • | • | • | • |
| Everlast™ Seat Bases and Backs | • | • | • | • | • | • | • |
| Playpen Cover | Opt | Opt | Opt | Opt | Opt | Opt | Opt |
| Table | • | • | • | • | • | • | • |
| WaveTamer™ Spray Shield | Opt | Opt | • | Opt | Opt | • | Opt |
| Heavy Duty Boarding Ladder | • | • | • | • | • | • | • |
| Speedometer | • | • | • | • | • | • | • |
| Fuel Gauge | • | • | • | • | • | • | • |
| Voltmeter | • | • | • | • | • | • | • |
| Tachometer | • | • | • | • | • | • | • |
| XL Performance Package (3 logs) | Opt | Opt | • | Opt | Opt | • | Opt |
| Lifting Strakes | Opt | Opt | Opt | Opt | Opt | Opt | N/A |
| TufDeck™ II Composite Deck | Opt | Opt | Opt | Opt | Opt | Opt | Opt |
| Ski Tow Bar | Opt | Opt | Opt/Ring* | Opt | Opt | Opt/Ring* | Opt |
| Privacy Enclosure | • | • | • | • | • | • | • |
| Tilt Wheel Steering | • | • | • | • | • | • | • |
| Sea Star® Hydraulic Tilt Steering | Opt | Opt | • | Opt | Opt | • | Opt |
| Propane Barbeque Grill | Opt | Opt | Opt | Opt | Opt | Opt | Opt |
| Bow Lounge Center Insert | N/A | Opt | Opt | N/A | Opt | Opt | Opt |
| Tinted Windscreen w/ Disconnects | • | • | • | • | • | • | • |
| Stainless Steel Mooring Cleats | • | • | • | • | • | • | • |
| QuietRide™ Rails and Fencing | • | • | • | • | • | • | • |
| NMMA Certification | • | • | • | • | • | • | • |

• – Standard, Opt – Optional, N/A – Not Available, * – Includes a Ski Tow Ring Standard
All Jamaica pontoons may be shown with optional equipment.





JAMAICA®

Timeless Elegance



- 1 Acrylic convenience center adds the versatility of a clean food preparation area, sink, storage, and trash receptacle. (Standard on JM250 & SD, JM220 & SD)
- 2 Premium Contoure™ bow chairs feature folding arm rests, adjustable headrest, fore/aft pivot slider and reclining capability.
- 3 Handsome composite acrylic console featuring a JBL Marine digital AM/FM CD stereo with 100 channel Sirius satellite access.
- 4 Lockable, dry glove box in helm console to safely store your wallet, car keys and glasses.
- 5 Entertain in style and comfort with an optional bow cocktail table with concealed cooler storage.
- 6 Extra-large rotocast, clean, dry, polyethylene storage compartments are located under each forward lounge seating unit.

JAMAICA® 252

GREEN



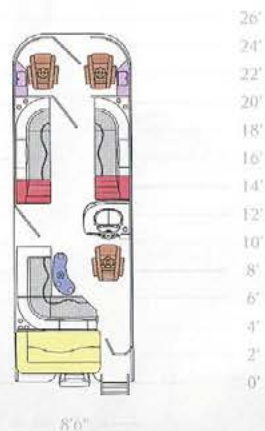
JAMAICA® 250, 250 SD

RED

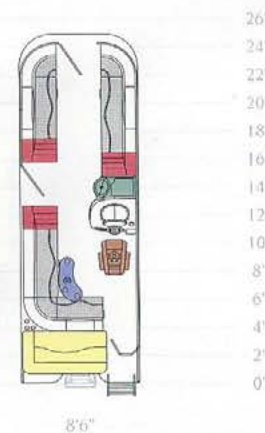
SIRIUS
JBL radio with
satellite access



LUXURIOUS FISH & CRUISE Standard package includes your choice of outboard up to 150hp.* Important features include: stern "L" seating, table and sundeck, two wraparound bow chaise lounges with extra-large dry storage, privacy enclosure, Contoure™ helm and bow chairs, security gate between bow and salon area, acrylic console with chrome bezel instrumentation, depth finder, JBL digital CD stereo, 32 qt. soft cooler and locker, tackle compartment, a 35 gallon fuel system and bimini top with storage boot.



FLAGSHIP FAMILY CRUISER Package includes your choice of outboard up to 150hp.* or a 4.3 liter MerCruiser® stern drive. Important features include: stern "L" seating, table and sundeck, two wraparound bow chaise lounges with storage, Contoure™ helm chair, acrylic console with food prep center, instrumentation, wood-grain wheel, JBL digital CD stereo, 32 qt. cooler and locker, and bimini top with storage boot. Available center pontoon** performance/rough water option for outboards up to 150hp. (Standard on JM250SD)



| SPECIFICATIONS | JM252 | JM250 | JM250SD |
|------------------------------|------------------------------|------------------------------|------------------|
| Pontoon Length | 25' 7.62m | 25' 7.62m | 25' 7.62m |
| Deck Length | 25' 7.62m | 25' 7.62m | 25' 7.62m |
| Beam | 8'6" 2.45m | 8'6" 2.45m | 8'6" 2.45m |
| Pontoon Diameter | 25" 63.5m | 25" 63.5m | 25" 63.5m |
| Approx. Hull Wt.- | 2548/2784 1155.7/1262.7kg | 2548/2784 1155.7/1262.7kg | 3258 1477.8kg |
| Max. Person Wt. Cap.- | 2203/2310 997.8/1047.9kg | 2203/2310 997.8/1047.9kg | 2430 1093kg |
| Max. Wt. Capacity- | 2708/2857 1228/1296kg | 2816/2954 1277/1340kg | 3005 1352kg |
| Fuel Capacity | 31gal. 117L | 31gal. 117L | 35gal. 133L |
| Max. Hp. Capacity- | 135/150 100/111kw | 135/150 100/111kw | 190 43 L |

- (STD/XL Opt.**)

- Bow storage locker
- Chaise lounge w/ storage
- Convenience center w/ sink & storage
- Cup holder
- Cushioned tanning pad w/ privacy enclosure
- Pedestal table
- Contoure™ helm seat
- Underseat storage

* SunCruiser factory packaged boats are available with various horsepower outboards from the leading manufacturers. See your dealer for availability.

** All SunCruiser pontoons 20 feet and longer are available with a center pontoon "XL" performance/rough water option. This option includes a full-length center pontoon, WaveTamer™ aluminum spray shield for increased capacities and horsepower rating. (Standard on JM250SD)

*** Lifting strake option available.

MERCURY
MerCruiser

JAMAICA®

Timeless Elegance



JAMAICA® 220, 220 SD
RED



JAMAICA® 200
BLUE

- 1 Extra-large rotocast, clean, dry, polyethylene rear storage compartments are located under L-shaped lounge seating unit.
- 2 Movable 2-cup drink holder modules allow you to place your beverage, complete with cozy, just where you like it.
- 3 Bow mounted tackle storage container with locking lid and four slide-out divided tackle trays with individual snap-close lids.
- 4 Deluxe, high back, bolstered pedestal fishing seats.
- 5 Roomy pop-up privacy enclosures with an easy to access, zippered entry fold down into the sundeck for convenient storage.
- 6 Convenient side access cooler storage and a 32 quart soft-sided portable cooler. Push to switch on courtesy light.

JAMAICA® 224
PLATINUM



SIRIUS
JBL radio with
satellite access



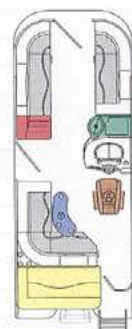
LUXURY FAMILY FISHING Package includes your choice of outboard up to 135hp.* Important features include: stern "L" seating, table and sun deck, four deluxe fishing seats, Contoure™ helm chair, acrylic console with full instrumentation, wood-grain tilt wheel, JBL digital CD stereo, 32 qt. cooler and locker, depth finder, aerated livewell, rod and tackle storage, stern rod rack, privacy enclosure and storage under sundeck pad, a 35 gallon fuel system, and bimini top with storage boot.



8'6"

22'
20'
18'
16'
14'
12'
10'
8'
6'
4'
2'
0'

PERFORMANCE CHOICE Package includes your choice of outboard up to 135hp.* or a 4.3 liter MerCruiser® stern drive. Important features include: stern "L" seating, table and sundeck, Contoure™ helm chair, two wraparound bow lounges (port chaise), acrylic console with food prep center, wood-grain tilt wheel, full instrumentation, depth finder, JBL digital CD stereo, 32 qt. cooler and locker, 35 and 31 gallon fuel systems, and bimini top with storage boot.



8'6"

22'
20'
18'
16'
14'
12'
10'
8'
6'
4'
2'
0'

CRUISING ELEGANCE Package includes your choice of outboard up to 115hp.* Important features include: stern "L" seating, table, two wraparound bow lounges, Contoure™ helm chair, acrylic console with full instrumentation, a JBL digital CD stereo, depth finder, wood-grain tilt wheel, and 32 qt. cooler and locker, privacy enclosure and storage under sundeck, a 31 gallon fuel system, and bimini top with storage boot.



8'6"

20'
18'
16'
14'
12'
10'
8'
6'
4'
2'
0'

| SPECIFICATIONS | JM224 | JM220 | JM220SD | JM200 |
|------------------------------|----------------------------|----------------------------|------------------|-------------------------|
| Pontoon Length | 22' 6.7m | 22' 6.7m | 22' 6.7m | 20' 6.1m |
| Deck Length | 22' 6.7m | 22' 6.7m | 22' 6.7m | 19'11" 6.07m |
| Beam | 8'6" 2.45m | 8'6" 2.45m | 8'6" 2.45m | 8'6" 2.45m |
| Pontoon Diameter | 25" 63.5m | 25" 63.5m | 25" 63.5m | 25" 63.5m |
| Approx. Hull Wt.~ | 1700/1920 771/870.9kg | 1700/1920 771/870.9kg | 2581 1170kg | 1600/1800 725/816kg |
| Max. Person Wt. Cap.~ | 1850/2150 839.2/975.3kg | 1850/2150 839.2/975.3kg | 2150 975.3kg | 1620/1800 734/816kg |
| Max. Wt. Capacity~ | 2463/2763 1117/1253kg | 2463/2763 1117/1253kg | 2700 1224.8kg | 2122/2413 962/1094kg |
| Fuel Capacity | 35gal. 133L | 31gal. 117L | 35gal. 133L | 31gal. 117L |
| Max. Hp. Capacity~ | 115/135 85/100kw | 115/135 85/100kw | 190 4.3 L | 90/115 67/85kw |

~ (STD/XL Opt. **)

- Aerated livewell
- Bow storage locker
- Chaise lounge w/ storage
- Convenience center w/ sink and storage
- Cup holder
- Cushioned tanning pad w/ privacy enclosure
- Pedestal fishing seat
- Pedestal table
- Contoure™ helm seat
- Rod holder system
- Rod locker
- Underseat storage

- * Suncruiser factory packaged boats are available with various horsepower outboards from the leading manufacturers. See your dealer for availability.
- ** All Suncruiser pontoons 20 feet and longer are available with a center pontoon "XL" performance/rough water option. This option includes a full-length center pontoon, WaveFlamer™ aluminum spray shield for increased capacities and horsepower rating.
- *** The JM220 and 220SD are also available with the smaller style console without the convenience center and with an added starboard lounge with chaise.
- **** Lifting strake option available on Jamaica's over 22'.

Johnson
FOUR STROKE

GETAWAY ABOARD THIS SHIMMERING ISLE.

You'll discover that the best way to enjoy being on the water is on a Trinidad® pontoon, available in four designer color choices accented by our exclusive custom weave carpet and DuraLux™ vinyl. Every detail has been considered to give you the finest quality pontoon boating experience at a very affordable price. Catering to style and comfort, we provide a color coordinated bimini top with storage boot. In addition, our deluxe helm stations include a comfort-grip wheel with anti-feedback steering, full instrumentation, a tinted windshield and a storage locker with a 32 quart cooler. The JBL digital marine AM/FM CD stereo with coaxial speakers can get any adventure started right. You'll also appreciate the wide selection of designer furniture packages and unique cruising or fishing floor plans. Now, with Trinidad's line of 14 different pontoon models, there are even more ways to escape to the water.

TRINIDAD®
Value Series



STANDARD FEATURES

- 1 Cushioned over-sized sundeck tanning pad and roomy L-shaped lounge seating with pedestal table.
- 2 Full camper canvas package* custom fit to your boat with windows and screens for extended weekend adventures. (Optional)
- 3 Handsome composite acrylic console with chrome bezel instruments: speedometer, tachometer, voltmeter, trim/tilt and fuel gauges.
- 4 Extra-large rotocast, clean, dry, polyethylene storage compartments are located under each chaise lounge seating unit.
- 5 Entertain in style and comfort with wide-open deck plans and luxurious furniture built with the finest materials available. (Optional Fundeck)

When you purchase a Suncruiser pontoon you have a choice of outboards. Johnson and Evinrude outboards are known world over for their dependability and performance. Both are recommended power on 2005 Sun Cruisers. All Trinidad pontoons may be shown with optional equipment.

*Not to be used while underway.

FEATURES AND OPTIONS

| FEATURES AND OPTIONS | TR141 | TR140 | TR204 | TR222S | TR230 | TR230SD | TR204 | TR300 | TR300 | ML300 | TR184 | TR182 | TR180 |
|--|-------|-------|-------|--------|-------|---------|-------|-------|-------|-------|-------|-------|-------|
| Marine AM/FM CD Stereo | • | • | • | • | • | • | • | • | • | • | • | • | • |
| Bimini Top w/ Boot | • | • | • | • | • | • | • | • | • | • | • | • | • |
| Barrel Helm Seat w/ Slider | • | • | • | • | • | • | • | • | • | • | • | • | • |
| Deluxe Fishing Chair | Opt | Opt | Opt | Opt | Opt | N/A | Opt | Opt | N/A | N/A | Opt | Opt | N/A |
| Fore/Aft Helm Seat w/ Aerated Livewell | Opt | N/A | Opt | N/A | N/A | N/A | Opt | N/A | N/A | N/A | Opt | Opt | Opt |
| Everlast™ Seat Bases and Backs | • | • | • | • | • | • | • | • | • | N/A | • | • | • |
| Playpen Cover | Opt | Opt | Opt | Opt | Opt | Opt | Opt | Opt | Opt | Opt | Opt | Opt | Opt |
| Table | • | • | • | • | • | • | • | • | • | • | • | • | • |
| WaveTamer™ Spray Shield | Opt | Opt | Opt | Opt | Opt | Opt | Opt | Opt | Opt | N/A | N/A | N/A | N/A |
| Seamless Plywood Deck | • | • | • | • | • | • | • | • | • | • | • | • | • |
| Speedometer | • | • | • | • | • | • | • | • | • | • | • | • | • |
| Fuel Gauge | • | • | • | • | • | • | • | • | • | • | • | • | • |
| Voltmeter | • | • | • | • | • | • | • | • | • | • | • | • | • |
| Tachometer | • | • | • | • | • | • | • | • | • | • | • | • | • |
| Bow Lounge | N/A | • | N/A | • | • | • | N/A | N/A | • | • | N/A | N/A | • |
| XL Performance Package (3 logs) | Opt | Opt | Opt | Opt | Opt | Opt | Opt | Opt | Opt | N/A | N/A | N/A | N/A |
| Lifting Strakes | Opt | Opt | Opt | Opt | Opt | Opt | N/A | N/A | N/A | N/A | N/A | N/A | N/A |
| TufDeck™ II Composite Deck | Opt | Opt | Opt | Opt | Opt | Opt | Opt | Opt | Opt | N/A | N/A | N/A | N/A |
| Ski Tow Bar | Opt | Opt | Opt | Opt | Opt | Ring* | Opt | Opt | Opt | N/A | Opt | Opt | Opt |
| Privacy Enclosure | • | • | • | Opt | Opt | • | Opt | Opt | Opt | Opt | Opt | Opt | Opt |
| Vinyl Floor | Opt | Opt | Opt | Opt | Opt | Opt | Opt | Opt | Opt | N/A | Opt | Opt | Opt |
| Tilt Wheel Steering | Opt | Opt | Opt | Opt | Opt | Opt | • | Opt | Opt | N/A | Opt | Opt | Opt |
| Sea Star® Hydraulic Tilt Steering | Opt | Opt | Opt | Opt | Opt | Opt | • | Opt | Opt | N/A | N/A | N/A | N/A |
| Lockable Glove Box | • | • | • | • | • | • | • | • | • | N/A | N/A | N/A | N/A |
| Propane Barbeque Grill | Opt | Opt | Opt | Opt | Opt | Opt | Opt | Opt | Opt | Opt | Opt | Opt | Opt |
| Tinted Windscreen w/ Disconnects | • | • | • | • | • | • | • | • | • | • | • | • | • |
| Halogen Docking Lights | Opt | • | Opt | • | • | • | Opt | Opt | • | Opt | Opt | Opt | • |
| QuietRide™ Rails and Fencing | • | • | • | • | • | • | • | • | • | • | • | • | • |
| NMMA Certification | • | • | • | • | • | • | • | • | • | • | • | • | • |

• – Standard, Opt – Optional, N/A – Not Available, * – Includes a Ski Tow Ring Standard
All Trinidad pontoons may be shown with optional equipment.





TRINIDAD®

Affordable Quality



- 1 Lockable glove box in helm console safely stores your wallet, car keys and extra glasses.
- 2 Large wheelchair-sized side access gate locks securely while under way and swings wide for easy entry to water or dock.
- 3 Stern mounted vertical, triple rod system with two cup holders and two deluxe folding fishing seats complement the aft fishing station.
- 4 Cushioned over-sized sundeck tanning pad and roomy L-shaped lounge seating, both with large storage compartments.
- 5 Deluxe pedestal fishing seats (2) and a wide open bow casting deck make all-family fishing a breeze.
- 6 Large acrylic, removable pedestal table with cast-in drink holders completes the comfortable L-shaped lounge seating arrangement.

TRINIDAD® 244
PLATINUM



TRINIDAD® 240
PLATINUM

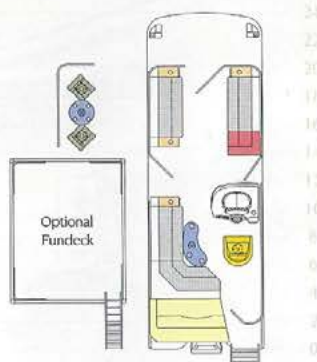
SIRIUS
JBL radio with
satellite access



ROOMY 4-CORNER FISHING Standard package includes your choice of outboard up to 150hp.* Important features include: stern "L" lounge seating with chaise, table and sundeck, four fishing seats, pivot-slider barrel helm chair, acrylic console with full instrumentation, a JBL digital AM/FM CD stereo, comfort-grip wheel, 32 qt. cooler and locker, tackle compartment, aerated livewell, rod storage box, privacy enclosure and storage under sundeck, and bimini top with storage boot. (Optional dual helm seat with slider.)



ALL-FAMILY VERSATILITY Standard package includes your choice of outboard up to 150hp.* Important features include: stern "L" lounge seating, table and sundeck with storage, pivot-slider barrel helm chair, two bow lounges (starboard chaise), acrylic console with full instrumentation and JBL digital AM/FM CD stereo, 32 qt. cooler with locker, privacy enclosure, bow swim deck, and bimini top with storage boot. (Optional port table with movable pedestal seats. Fundeck top and ladder optional.)



| SPECIFICATIONS | TR244 | TR240 |
|------------------------------|-----------------------------|-----------------------------|
| Pontoon Length | 24' 7.32m | 24' 7.32m |
| Deck Length | 23'8" 7.01m | 23'8" 7.21m |
| Beam | 8' 2.43m | 8' 2.43m |
| Pontoon Diameter | 23" 58m | 23" 58m |
| Approx. Hull Wt.- | 1920/2260 870.8/1025.2kg | 1918/2255 869.9/1022.8kg |
| Max. Person Wt. Cap.- | 1700/1900 771/861.8kg | 1700/1900 771/861.8kg |
| Max. Wt. Capacity~ | 2313/2544 1049/1153kg | 2313/2544 1049/1153kg |
| Fuel Capacity | 24gal. 90.8L | 24gal. 90.8L |
| Max. Hp. Capacity~ | 115/150 85/111kw | 115/150 85/111kw |

~ (STD/XL Opt.)

- Aerated livewell
- Barrel helm seat w/ slider
- Bow storage locker
- Chaise lounge w/ storage
- Cup holder
- Cushioned tanning pad
- Padded arm-rest w/ drink holder
- Pedestal fishing seat
- Pedestal table
- Rod holder system
- Rod locker
- Underseat storage

* SunCruiser factory packaged boats are available with various horsepower outboards from the leading manufacturers. See your dealer for availability.
 ** All SunCruiser pontoons 20 feet and longer are available with a center pontoon "XL" performance/rough water option. This option includes a full-length center pontoon, WaveTamer™ aluminum spray shield for increased capacities and horsepower rating.
 *** Lifting strake option available.

EVINRUDE

TRINIDAD®

Affordable Quality.



- 1 Extra large rotocast, clean, dry, polyethylene storage compartments are located under each lounge seating unit.
- 2 Optional port table group with removable acrylic pedestal mount table, drink holders, and (2) pedestal mount folding seats.
- 3 Composite acrylic console includes convenient side access cooler locker and a 32 quart portable cooler. Push to switch on courtesy light.
- 4 Large mid-deck mounted aerated 33"/13 gallon livewell and large, lockable rod and tackle storage box.
- 5 TR220SD model features a MerCruiser® 3.0 liter, 135hp. V-6 stern drive for spirited performance and sure-footed handling.
- 6 Secure side entry with wide-swing gate to seating area provides easy access for all types of in-water activity.

TRINIDAD® 224
RED




TRINIDAD® 222S
BLUE

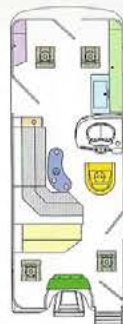


TRINIDAD® 220, 220SD
PLATINUM

SIRIUS
JBL radio with
satellite access

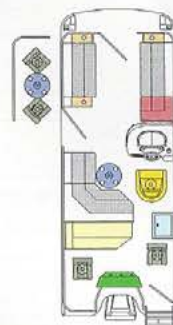


DELUXE FORE/AFT FISH Standard package includes your choice of outboard up to 135hp.* Important features include: stern "L" lounge seating with chaise, table and sundeck with privacy enclosure, four fishing chairs with pull-out lure/drink tray, pivot-slider barrel helm chair, acrylic console with full instrumentation, JBL digital AM/FM CD stereo, 32 qt. cooler and locker, tackle compartment, aerated livewell, rod storage box, and bimini top with storage boot.



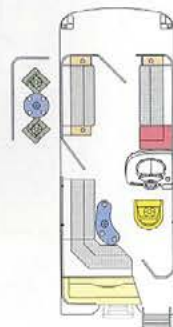
22'
20'
18'
16'
14'
12'
10'
8'
6'
4'
2'
0'

DELUXE AFT FISH Standard package includes your choice of outboard up to 135hp.* Important features include: stern "L" lounge seating, table, two bow lounges, privacy enclosure and storage under sundeck and two aft fishing seats with pull-out lure/drink trays, pivot-slider barrel helm chair, acrylic console with full instrumentation, JBL digital AM/FM CD stereo, 32 qt. cooler and locker, aerated livewell, triple rod holder, and bimini top with storage boot. (Optional port table with movable pedestal seats.)



22'
20'
18'
16'
14'
12'
10'
8'
6'
4'
2'
0'

PERFORMANCE CHOICE Standard package includes your choice of outboard up to 135hp.* or a 3.0 liter, 135hp. MerCruiser stern drive. Important features include: stern "L" lounge seating, table and sundeck with storage, pivot-slider barrel helm chair, two wraparound bow lounges (starboard chaise), acrylic console with full instrumentation, digital AM/FM CD stereo, 32 qt. cooler and storage, bow deck, and bimini top with storage boot. (Optional port table with movable pedestal seats. Privacy enclosure model available)



22'
20'
18'
16'
14'
12'
10'
8'
6'
4'
2'
0'

| SPECIFICATIONS | TR224 | TR222S | TR220 | TR220SD |
|------------------------------|---------------|---------------|---------------|---------|
| Pontoon Length | 22' | 22' | 22' | 22' |
| | 6.7m | 6.7m | 6.7m | 6.7m |
| Deck Length | 21'8" | 21'8" | 21'8" | 21'8" |
| | 6.6m | 6.6m | 6.6m | 6.6m |
| Beam | 8' | 8' | 8' | 8' |
| | 2.43m | 2.43m | 2.43m | 2.43m |
| Pontoon Diameter | 23" | 23" | 23" | 23" |
| | 58cm | 58cm | 58cm | 58cm |
| Approx. Hull Wt.~ | 1787/2143 | 1787/2143 | 1787/2143 | 2991 |
| | 810/972kg | 810/972kg | 810/972kg | 1329kg |
| Max. Person Wt. Cap.~ | 1650/2000 | 1650/2000 | 1650/2000 | 1624 |
| | 748.4/907.1kg | 748.4/907.1kg | 748.4/907.1kg | 736kg |
| Max. Wt. Capacity~ | 2152/2613 | 2152/2613 | 2152/2613 | 2200 |
| | 976/1185kg | 976/1185kg | 976/1185kg | 998kg |
| Fuel Capacity | 24gal. | 24gal. | 24gal. | 24gal. |
| | 90.8L | 90.8L | 90.8L | 90.8L |
| Max. Hp. Capacity~ | 100/135 | 100/135 | 100/135 | 135 |
| | 74/100kw | 74/100kw | 74/100kw | 3.0L |

~ (STD/XL Opt.**)

- Aerated livewell
- Barrel helm seat w/ slider
- Bow storage locker
- Chaise lounge w/ storage
- Convenience center w/ sink and storage
- Cup holder
- Cushioned tanning pad
- Padded arm-rest w/ drink holder
- Pedestal fishing seat
- Pedestal table
- Rod holder system
- Rod locker
- Underseat storage

* SunCruiser factory packaged boats are available with various horsepower outboards from the leading manufacturers. See your dealer for availability.
 ** All SunCruiser pontoons 20 feet and longer are available with a center pontoon "XL" performance/rough water option. This option includes a full-length center pontoon, WaveTamer™ aluminum spray shield for increased capacities and horsepower rating.
 *** Lifting strake option available.

MERCURY
MerCruiser

TRINIDAD®

Affordable Quality



- 1 Lockable bow mounted tackle storage compartment with four divided, slide-out tackle tray boxes with snap-close lids.
- 2 Rear deck entry with folding heavy-duty boarding ladder and wide swing open gate to salon provides easy access for all types of in-water activity.
- 3 Large, dry, clean storage compartments are located under each lounge seating unit.
- 4 Cushioned pedestal fishing seats with convenient pull-out lure/drink tray. Convenient tackle tray compartment.
- 5 Comfortable captain's barrel chair with pivot-slider surrounded by passenger L-shaped lounge seating for socializing while underway.
- 6 Console with back lighted instrumentation, comfort-grip steering wheel, digital AM/FM CD stereo and lockable glove box.



TRINIDAD® 204
BLUE



TRINIDAD® 202
PLATINUM




TRINIDAD® 200
GREEN



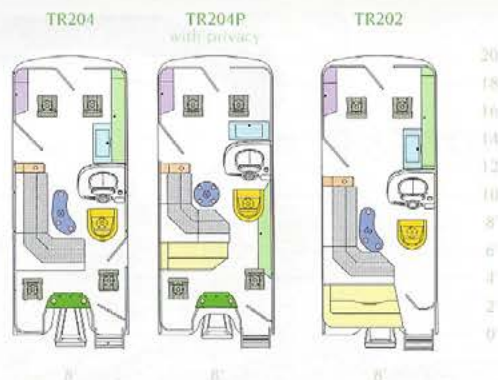
MALIBU® 200
BLUE

SIRIUS
JBL radio with
satellite access

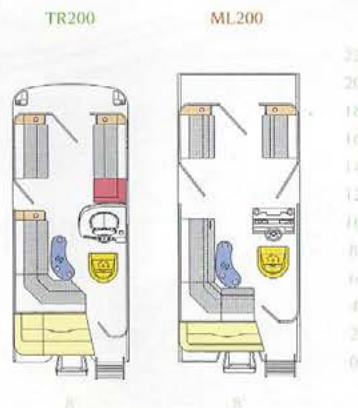


VERSATILE FISHING MACHINES

Standard packages include your choice of outboard up to 115hp.* Important features include: 4 bow fishing seats (2 on TR202) with pull-out lure/drink trays, composite acrylic console with instrumentation, a JBL digital AM/FM CD stereo, 32 qt. cooler and locker, stern "L" seating and table, tackle compartment with tackle trays, aerated livewell, rod and tackle storage boxes and sundeck tanning pad.



AFFORDABLE FUNSHIPS Standard packages include your choice of outboard up to 115hp. (90hp. on ML)* Important features include: stern "L" seating, table and sundeck, barrel helm chair with slider, two bow lounges, wide side gates, composite acrylic console (Vacuum-formed on ML) with full instrumentation, 32 qt. cooler and locker with TR200, a JBL digital AM/FM CD stereo and an IronClad™ plywood deck with lifetime limited warranty.



| SPECIFICATIONS | TR204 | TR202 | TR200 | ML200 |
|------------------------------|----------------------------|----------------------------|----------------------------|-----------------|
| Pontoon Length | 20' 6.1m | 20' 6.1m | 20' 6.1m | 20'9" 6.32m |
| Deck Length | 198" 5.99m | 198" 5.99m | 198" 5.99m | 196" 5.94m |
| Beam | 8' 2.43m | 8' 2.43m | 8' 2.43m | 8' 2.43m |
| Pontoon Diameter | 23" 58m | 23" 58m | 23" 58m | 23" 58m |
| Approx. Hull Wt.- | 1621/1827 735.2/828.6kg | 1640/1846 743.8/837.3kg | 1640/1846 743.8/837.3kg | 1644 745.6kg |
| Max. Person Wt. Cap.- | 1400/1640 635/734kg | 1400/1640 635/734kg | 1400/1640 635/734kg | 1400 635kg |
| Max. Wt. Capacity- | 1902/2253 863/1022kg | 1902/2253 863/1022kg | 1902/2253 863/1022kg | 1902 863kg |
| Fuel Capacity | 24gal. 90.8L | 24gal. 90.8L | 24gal. 90.8L | 24gal. 90.8L |
| Max. Hp. Capacity- | 90/115 67/85kw | 90/115 67/85kw | 90/115 67/85kw | 90 67kw |

~ (STD/XL Opt.**)

- Aerated livewell
- Barrel helm seat w/ slider
- Bow storage locker
- Chaise lounge w/ storage
- Cup holder
- Cushioned tanning pad
- Padded arm-rest w/ drink holder
- Pedestal fishing seat
- Pedestal table
- Rod holder system
- Rod locker
- Underseat storage

* Sun cruiser factory packaged boats are available with various horsepower outboards from the leading manufacturers. See your dealer for availability.

** All Sun cruiser pontoons 20 feet and longer are available with a center pontoon "XL" performance/rough water option. This option includes a full-length center pontoon, "WaveLamer" aluminum spray shield for increased capacities and horsepower rating.

EVINRUDE

TRINIDAD®

Affordable Quality



- 1 Mid-deck mounted, rounded, aerated 33"/13 gallon livewell with divider and carpeted lid.
- 2 QuietRide™ rattle-free rails and fencing with a heavy-duty anodized trim band and rubrail insert provide a custom finished appearance.
- 3 Cushioned pedestal fishing seats with convenient pull-out lure/drink tray. Convenient tackle tray box with trays and dividers.
- 4 Extra-large storage compartments are located under each lounge seating unit with flip-up seat/lid.
- 5 Acrylic console with windshield, drink holder, illuminated instruments, switch panel, steering wheel, binnacle throttle and AM/FM CD stereo.
- 6 Large, removable, pedestal table with cast-in drink holders. Stylish and comfortable L-shaped lounge seating and custom weave carpeting.

TRINIDAD® 184
GREEN




TRINIDAD® 182
RED



TRINIDAD® 180
BLUE

SIRIUS
JBL radio with
satellite access



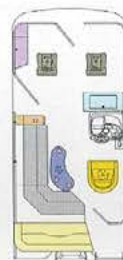
ALL-AROUND ANGLER Standard package includes your choice of outboard up to 60hp.* Important features include: "L" lounge seating with storage, table, four fishing seats with pull-out lure trays, pivot-slider barrel helm chair, acrylic console with full instrumentation, JBL digital AM/FM CD stereo, 24 gallon fuel system with in-dash gauge, tackle compartment, aerated livewell with carpeted lid, stern triple rod holder and bimini top with storage boot.



18'
16'
14'
12'
10'
8'
6'
4'
2'
0'

8'

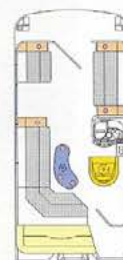
COMPACT BOW ANGLER Standard package includes your choice of outboard up to 60hp.* Important features include: stern "L" lounge seating, pivot-slider barrel helm chair, two bow fishing seats with pull-out lure/drink trays, table and sundeck, acrylic console with full instrumentation, drink holder, JBL digital AM/FM CD stereo, tinted windshield, 24 gallon fuel system with in-dash gauge, tackle compartment, aerated livewell, and bimini top with storage boot.



18'
16'
14'
12'
10'
8'
6'
4'
2'
0'

8'

COMPACT CRUISER Standard package includes your choice of outboard up to 60hp.* Important features include: stern "L" lounge seating with storage, table and sundeck, pivot-slider barrel helm chair, two bow lounges with arm rests and under-seat storage, acrylic console with full instrumentation, drink holder, JBL digital AM/FM CD stereo, tinted windshield, 24 gallon fuel system with in-dash gauge, bow deck, extra-wide bow gate and bimini top with storage boot.



18'
16'
14'
12'
10'
8'
6'
4'
2'
0'

8'

| SPECIFICATIONS | TR184 | TR182 | TR180 |
|----------------|-------|-------|-------|
|----------------|-------|-------|-------|

| | | | |
|-----------------------------|---------|---------|---------|
| Pontoon Length | 18' | 18' | 18' |
| | 5.5m | 5.5m | 5.5m |
| Deck Length | 18' | 18' | 18' |
| | 5.5m | 5.5m | 5.5m |
| Beam | 8' | 8' | 8' |
| | 2.43m | 2.43m | 2.43m |
| Pontoon Diameter | 23" | 23" | 23" |
| | 58m | 58m | 58m |
| Approx. Hull Wt. | 1522 | 1200 | 1522 |
| | 690kg | 544.3kg | 690.3kg |
| Max. Person Wt. Cap. | 1250 | 1250 | 1250 |
| | 566.9kg | 566.9kg | 566.9kg |
| Max. Wt. Capacity | 1650 | 1650 | 1650 |
| | 748.4kg | 748.4kg | 748.4kg |
| Fuel Capacity | 24gal. | 24gal. | 24gal. |
| | 90.8L | 90.8L | 90.8L |
| Max. Hp. Capacity | 60 | 60 | 60 |
| | 45kw | 45kw | 45kw |

- Aerated livewell
- Barrel helm seat w/ slider
- Bow storage locker
- Cup holder
- Cushioned tanning pad
- Padded arm-rest w/ drink holder
- Pedestal fishing seat
- Pedestal table
- Rod holder system
- Underscat storage

* SunCruiser factory packaged boats are available with various horsepower outboards from the leading manufacturers. See your dealer for availability.

** All 2005 SunCruiser pontoons feature a HydroWedge™ motor mount which provides much cleaner water flow to the outboard for less ventilation and better speed. Additionally, the motor mount is designed to provide ample clearance for larger four-stroke outboards.

Johnson
FOUR STROKE

OLD WORLD CRAFTSMANSHIP

New World Technology

BEST DESIGN & CONSTRUCTION TECHNOLOGY

Today, most pontoons boats are still designed and built the old fashioned way due to the high cost of state-of-the-art technologies. "Garage built" is the industry term for this far too typical lower-quality type pontoon boat building.

At SunCruiser, gone are the days when pontoon boats were sketched on paper then loosely interpreted by low skilled workers. Our highly-trained, specialized technicians utilize CAD engineering technologies to assemble a totally integrated system tying pontoons, cross members, one-piece decks, QuietRide™ rails/fencing and all furniture components into one unitized structure. This CAD integrated engineering through construction technology, that we call Superlock™ construction, creates a much stronger, more durable assembly providing years of carefree service.

Integrated Construction Technology creates a heavy-duty, rigid deck frame to accommodate today's heavier 4-stroke and higher horsepower engines



SUPERIOR CAD TECHNOLOGY BACKED BY THE BEST TECHNICIANS

Superior Log Construction



Hydrodynamic Nose Cones Our high-performance nose cones are CAD computer designed for the most efficient and strongest shape possible to reduce turbulence and spray. They take full advantage of available power options by providing maximum displacement.



Double Welded Bulkheads For your added safety, SunCruiser pontoon logs are constructed from .080" heavy gauge aluminum with 3 isolated airtight chambers with double-welded interior bulkheads. The welded interior bulkheads also increase the internal strength and durability of the log.



Leak Free Tested A pressure test port is located on the top of each pontoon section to ensure that each separate air chamber is completely water tight.

HIGH PERFORMANCE OPTIONS

For increased performance, a smoother ride and additional carrying capacity SunCruiser pontoon models over 20' are available with an



XL 3-log Performance Package. This option includes a full-length center pontoon with a WaveTamer™ aluminum spray shield. For even more performance and stability, you can

add aluminum reverse chine lifting strakes on pontoons 22' and above. These unique strakes allow the pontoons to lift higher in the water reducing drag and increasing top end speed. (See photo under canvas top section above)



Ultimate Deck Construction



Exclusive One-Piece Deck Seamless, seven-ply 3/4" marine grade pressure-treated plywood is used for maximum strength and durability. Plywood, by nature is stiffer, cooler and quieter than aluminum decks. We are so confident in our "seamless" one-piece decks that they are covered by our IronClad™ Lifetime Warranty. (see dealer for details)



Strongest Deck Brackets Heavy-duty extruded aluminum "M" brackets create a four point "saddle like" connection from the logs to the PowerGrid™ deck for maximum strength and rigidity. Brackets run the full length of the logs, including the end caps, to evenly distribute the deck weight and stress. To ensure deck stability, we place our brackets as far apart on top of the logs as mechanically possible.



Bigger, Stronger Cross Members Our PowerGrid™ bonded assembly is constructed with 3 1/4" high, C-channel cross members closely spaced the "full length" of the deck to provide a solid, quiet ride. The individual heavy-duty cross members are twice as thick as those used by most of our competitors to accommodate today's heavier, high horsepower engines.

Deluxe Canvas Tops



Rugged Extruded Keels Full-length keels on the bottom of the pontoons add strength, improve tracking and provide extra protection when beaching or loading your boat on a trailer.

Maximum Buoyancy Logs Round pontoon logs are stronger, lighter and provide more buoyancy than U-shaped pontoons. Our large 25" and 23" diameter pontoons deliver better running efficiency and provide a higher person carrying capacity.

Custom Forged Cleats Bow cleats emphasize the stylish appearance of your SunCruiser. Their machined radius edges eliminate chaffing and cutting of dock lines.

Premium Marine Canvas We use the best quality 100% solution-dyed acrylic tweed, 9.25 oz. material for a tight-fitting handsome appearance. Color-fast fabric is mildew and UV resistant, repels water and is covered by our 5 year warranty.

Tough & Sturdy Frames Our rigid radius top frames are constructed of 1 1/4" T-6 extruded aluminum tubing. In addition to great looks, they're the industries' toughest and most durable frames.

Top Storage Boot A color matched top storage boot is constructed of the same long-lasting, waterproof material as the top. The custom fit boot features a heavy-duty zipper the full width of the top to completely contain and protect the folded canvas and frame.

HIGH QUALITY SUNCRUISER FURNITURE

New for 2005, SunCruiser luxurious furniture coverings are constructed with our exclusive heavy-weight DuraLux™ SRT (stain resistant topcoat) vinyl to reduce stains and increase durability. State of the art materials include: size 92 bonded polyester monochord thread, multi-density virgin foam with a film barrier between, all for durability and comfort. This more expensive construction ensures uniformly thick cushions that resist annoying pad compression. Seat backs and bases employ polyethylene to eliminate wood rot. Most models feature clean and dry rotocast storage liners.



Superior Rails and Gates



Super-Grip Bolted Decks Plywood decks are securely bolted to the heavy-duty extruded cross member assembly using hard, 3/8" stainless steel elevator bolts with extra-large pronged heads and Nylock™ locking nuts for superior holding strength.

Hi-Performance Motor Mount Our custom HydroWedge™ aluminum motor mount is hydro-dynamically designed to reduce spray and ventilation, and to perform correctly with your choice of outboard power. Strong 1/2" stainless steel bolts (8 on Trinidad and 10 on Jamaica) connect the motor pod directly to the extruded deck cross members.

Most Attractive Corner Castings Unique, thick aluminum corner castings are powder coated to create a premium finished appearance. The special powder coating creates a highly durable finish to prevent discoloration, pitting and corrosion.

Exclusive QuietRide™ Rails SunCruiser rails feature a special gasket material between the panels and rails to ensure a quiet, rattle-free ride. Our 1 1/4", .090" thick wall rails are welded on all four sides after anodizing providing a stronger, smoother weld that will not discolor. All rails are anchored directly to the metal deck frame.

Heavy-Gauge Solid Hinges Heavy-duty, solid extruded aluminum hinges with closed pivots for easy opening ensure smooth operation and long life. These true hinges will not pop off and bend like the common stamped sheet metal piano type hinges.

Stainless Steel Hardware All hardware is marine grade stainless steel throughout for good looks, strength and corrosion resistance.

Curved Radius Trim Band A special anodized extruded aluminum trim band with rubber bumper insert creates a gracefully curved bow. A strong reinforcement channel behind the trim band also surrounds the deck structure to fully-support the trim band and protect against docking damage.

Stay-Dry™ Rail Spacers We use 1/4" rail spacers between the deck rails to allow water to drain off the deck quickly. The spacer openings increase air circulation to help reduce mold and mildew.

THE WATER RUNS FASTER ON THIS ISLAND.

Whether your dream is skiing, fishing, cruising or just relaxing in a far off cove, a Tahiti can deliver it all... a bit quicker. Tahiti decks are designed to give you the room and comfort of a pontoon with the speed and maneuverability of a runabout. Their good looks are accented by our exclusive custom weave carpet and Duralux™ vinyl in three color schemes. The sweet sounds of the water will be enhanced with a JBL digital AM/FM CD stereo with Sirius® satellite access to over 100 commercial-free channels. Among the many amenities is a non-directional wood-grain steering wheel and chrome bezel instruments with wood grain dash panel. They even come with a color coordinated bimini top with extra headroom and storage boot. All of these amenities are set on top of an all-welded, variable dead rise deep-V hull for a soft, dry ride in rough water. And, these lightweight aluminum deck boats are easy to trailer and efficient on gas.



TAHITI® Performance Series

STANDARD FEATURES

1 Comfortable L-shaped lounge seating (Not on TH194) with removable acrylic pedestal table for dining or just relaxing.

2 Entertain in style and comfort on luxurious designer furniture built with the finest materials available.

3 TH220SD model features a Mercury MerCruiser® 4.3 liter MPI V-6 sterndrive with Sea Star® hydraulic steering for exciting performance and sure-footed handling.

4 Lockable over-sized, under-deck, dry, floor storage compartments for skis, wake boards and other large gear.

5 Automotive-style acrylic console with illuminated, chrome bezel instruments: speedometer, tachometer, voltmeter, trim and tilt gauges with metallic panel, custom wood grain tilt wheel and JBL digital AM/FM CD stereo with 4 coaxial speakers.

Evinrude® outboards feature direct fuel injection, the ultimate internal combustion technology.

All Tahiti deck boats may be shown with optional equipment.

| FEATURES AND OPTIONS | TH224 | TH220 | TH220SD | TH222 | TH194 | TH192 |
|--|-------|-------|---------|-------|-------|-------|
| Helm Seat w/ Slider | • | • | • | • | • | • |
| Tinted Windshield w/ Quick Disconnects | • | • | • | • | • | • |
| Tilt Wheel w/ Anti-Feedback Steering | • | • | • | • | • | • |
| Sea Star® Hydraulic Tilt Steering | Opt | Opt | • | Opt | Opt | Opt |
| Rod/Ski Storage | • | • | • | • | • | • |
| JBL AM/FM CD Stereo w/ Sirius | • | • | • | • | • | • |
| Ski Tow Pylon | Opt | Opt | N/A | Opt | Opt | Opt |
| Galvanized Bunk Trailer | Opt | Opt | Opt | Opt | Opt | Opt |
| Everlast™ Seat Bases and Backs | • | • | • | • | • | • |
| Stowable Privacy Enclosure | • | • | • | • | Opt | • |
| Speedometer | • | • | • | • | • | • |
| Voltmeter | • | • | • | • | • | • |
| Tachometer | • | • | • | • | • | • |
| Fuel Gauge | • | • | • | • | • | • |
| Trim Gauge | • | • | • | • | • | • |
| Mooring Cover | Opt | Opt | Opt | Opt | Opt | Opt |
| Color Matched Bimini Top/Boot | • | • | • | • | • | • |
| Bow Lounge (2) | • | • | • | • | • | • |
| Pedestal Fishing Seats | •(2) | N/A | N/A | Opt | •(2) | Opt |
| Pedestal Table | • | • | • | • | • | • |
| Humminbird® Fish/Depth Finder | Opt | N/A | N/A | Opt | Opt | Opt |
| Minn Kota Power Drive Trolling Motor | Opt | N/A | N/A | Opt | Opt | Opt |
| 24V Trolling Motor Harness | • | N/A | N/A | • | • | • |
| Aerated Livewell | •(2) | N/A | N/A | • | •(2) | • |
| Black Painted Trailer w/ Brakes | • | • | • | • | • | • |
| Automatic Bilge Pump | • | • | • | • | • | • |
| NMMA Certification | • | • | • | • | • | • |

• – Standard, Opt – Optional, N/A – Not Available
All Tahiti boats may be shown with optional equipment.





TAHITI®

Flexible Flyers



- 1 Cushioned over-sized tanning pad, roomy L-shaped lounge seating with acrylic pedestal table. Bulk storage under sundeck.
- 2 Additional dry storage is located under the bow chaise lounge seating units. (Combined 78 cubic feet of storage in the cockpit, casting deck and under lounge seating.)
- 3 Extra-large storage compartments are located under each L-shaped lounge seating unit including the lounge corner section.
- 4 Two movable drink holder modules allow you to place your beverage, complete with cozy, just where you like it.
- 5 Secure enclosed stern entry walk-thru with a sturdy 4-step heavy-duty boarding ladder and optional stainless steel ski-tow pylon.



TAHITI® 224
PLATINUM



TAHITI® 220, 220 SD
RED

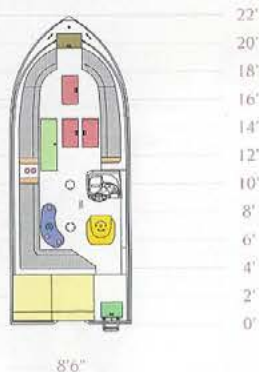
SIRIUS
JBL radio with
satellite access



PERFORMANCE FORE/AFT FISHING Standard package includes choice of outboard up to 175hp.* Important features include: stern "L" lounge seating and table, two bow chaise lounges with extra-large dry storage, two bow fishing seats on raised bow casting deck, pivot-slider barrel helm chair and optional aft fishing seats, 30"/11.4 gallon aerated livewell with timer, in-deck storage, drop down privacy enclosure, acrylic console with full instrumentation, JBL digital AM/FM CD stereo with Sirius®, 38 gallon fuel system, and bimini top with storage boot.



PERFORMANCE LUXURY CRUISER Standard package includes choice of outboard up to 175hp.* or a 4.3 liter MerCruiser stern drive with hydraulic steering. Important features include: stern "L" lounge seating, two wraparound bow chaise lounges with storage, table and sundeck, pivot-slider barrel helm chair, drop down privacy enclosure, acrylic console with full chrome bezel instrumentation, wood grain tilt wheel, tinted windshield, JBL digital AM/FM CD stereo with Sirius®, 38 gallon fuel system and bimini top with storage boot.



| SPECIFICATIONS | TH224 | TH220 | TH220SD |
|-----------------------------|------------------|------------------|------------------|
| Pontoon Length | 22' 6.7m | 22' 6.7m | 22' 6.7m |
| Beam | 8'6" 2.61m | 8'6" 2.61m | 8'6" 2.61m |
| Bottom Width | 71" 2.15m | 71" 2.15m | 71" 2.15m |
| Approx. Hull Wt. | 2180 988.8kg | 2180 988.8kg | 3085 1399kg |
| Hull Gauge** | .110 | .110 | .110 |
| Max. Person Wt. Cap. | 1660 752.9kg | 1660 752.9kg | 1280 580kg |
| Max. Wt. Capacity | 2315 1050kg | 2404 1090kg | 1600 725kg |
| Fuel Capacity | 38gal. 143.8L | 38gal. 143.8L | 38gal. 143.8L |
| Max. Hp. Capacity* | 175 129.5kw | 175 129.5kw | 220 4.3L |
| Storage Capacity | 69cu.ft. | 60cu.ft. | 60cu.ft. |

- Aerated livewell
- Anchor locker
- Barrel helm seat w/ slider
- Battery and rope locker
- Bow storage locker
- Cup holder
- Cushioned tanning pad w/ privacy enclosure
- Dry floor storage
- Kneecboard locker
- Padded arm-rest
- Pedestal fishing seat
- Pedestal table
- Rod holder system
- Rod locker
- Underseat storage

* SunCruiser factory packaged boats are available with various horsepower outboards from the leading manufacturers. See your dealer for availability.

** All SunCruiser Tahiti deck boats feature a custom designed, all-welded variable deadrise .110" marine grade hull to enhance rough water performance, strength and maneuverability.

MERCURY
MerCruiser

TAHITI®

Flexible Flyers



- 1 Deck mounted, rounded, aerated 30"/11.4 gallon livewell with timer.
- 2 Large, dry storage compartments are located under each lounge seating unit.
- 3 Large raised bow casting deck with 2 cushioned fishing seats with pull-out lure/drink trays and aerated livewell for fishing convenience.
- 4 Extra storage locker under padded sundeck for bulky items.
- 5 Acrylic console with tinted windshield, drink holder, illuminated instruments, wood grain tilt wheel, AM/FM CD stereo with Sirius®.
- 6 Stylish and sporty, Tahiti decks combine all of the convenience of a pontoon with the performance and flexibility of a runabout.

TAHITI® 222
RED



TAHITI® 194
BLUE

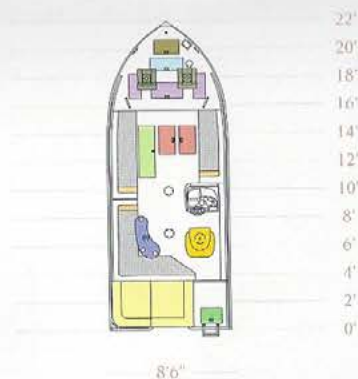


TAHITI® 192
BLUE

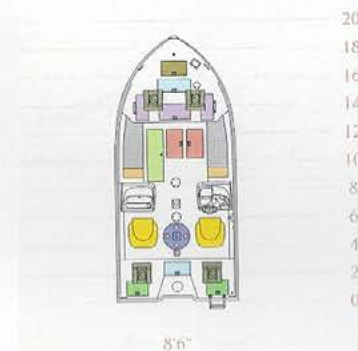
SIRIUS
JBL radio with
satellite access



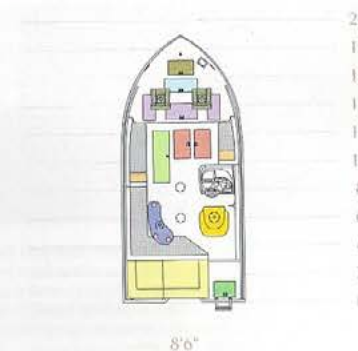
STYLISH BOW FISHING Standard package includes choice of outboard up to 175hp.* Important features include: stem "L" lounge seating, table and sundeck, two bow chaise lounges with extra-large dry storage, two optional bow fishing seats on raised bow casting deck, pivot-slider barrel helm chair, acrylic console with full instrumentation, tinted windshield, wood grain wheel, JBL digital AM/FM CD stereo with Sirius®, 30"/11.4 gallon aerated livewell with timer, in-deck storage, drop down privacy enclosure, and bimini top with storage boot.



TWIN CONSOLE FISH Standard package includes choice of outboard up to 150hp.* Important features include: two bow chaise lounges, pivot-slider helm and passenger chairs, two fishing seats with pull-out tackle trays on raised bow casting deck, optional aft fishing seats, twin acrylic consoles with full instrumentation, dual tinted windshields, wood grain tilt wheel, JBL digital AM/FM CD stereo with Sirius®, passenger glove box, round table, in-deck storage, 30"/11.4 gallon aerated livewell, and bimini top with storage boot.



DELUXE BOW FISHING Standard package includes choice of outboard up to 150hp.* Important features include: stern "L" lounge seating, table and sundeck, two bow chaise lounges with large dry storage, two optional bow fishing seats on raised bow casting deck, pivot-slider barrel helm chair, 30"/11.4 gallon aerated livewell with timer, in-deck storage, drop down privacy enclosure, acrylic console with full instrumentation, tinted windshield, wood grain wheel, JBL digital AM/FM CD stereo with Sirius®, and bimini top with storage boot.



SPECIFICATIONS

| | TH222 | TH194 | TH192 |
|-----------------------------|----------|----------|----------|
| Pontoon Length | 22' | 19' | 19' |
| | 6.7m | 5.79m | 5.79m |
| Beam | 8'6" | 8'6" | 8'6" |
| | 2.61m | 2.61m | 2.61m |
| Bottom Width | 71" | 71" | 71" |
| | 2.15m | 2.15m | 2.15m |
| Approx. Hull Wt. | 2180 | 1985 | 1985 |
| | 988.8kg | 900.3kg | 900.3kg |
| Hull Gauge** | .110 | .110 | .110 |
| | | | |
| Max. Person Wt. Cap. | 1660 | 1395 | 1395 |
| | 752.9kg | 632.7kg | 632.7kg |
| Max. Wt. Capacity | 2315 | 2050 | 2050 |
| | 1050kg | 929.8kg | 929.8kg |
| Fuel Capacity | 38gal. | 27gal. | 27gal. |
| | 143.8L | 102L | 102L |
| Max. Hp. Capacity* | 175 | 150 | 150 |
| | 129.5kw | 111kw | 111kw |
| Storage Capacity | 68cu.ft. | 54cu.ft. | 62cu.ft. |

- Aerated livewell
- Anchor locker
- Barrel helm seat w/ slider
- Battery and rope locker
- Bow storage locker
- Cup holder
- Cushioned tanning pad w/ privacy enclosure
- Dry floor storage
- Padded arm-rest
- Pedestal fishing seat
- Pedestal table
- Rod locker
- Underseat storage

* Sun cruiser factory packaged boats are available with various horsepower outboards from the leading manufacturers. See your dealer for availability.
 ** All Sun cruiser Tahiti deck boats feature a custom designed, all-welded variable deadrise .110" marine grade hull to enhance rough water performance, strength and maneuverability.

Johnson
 FOUR STROKE

TAHITI

Performance Engineering



SUPERLOCK™ DESIGN & CONSTRUCTION

SuperLock is a fully integrated design and construction technology that ensures each and every component of the boat from gunnels to hull are bonded together in one cohesive unit. This CAD based engineering technology guarantees that each Tahiti is precision built to exacting standards with hulls, stringers, ribs, transoms and all decks constructed as a truly unitized system. This "locking together" process creates a stronger, quieter boat that lasts longer and provides superior handling and performance while maintaining its appearance for years to come.



V-TECH™ PERFORMANCE HULLS



Variable V Hull

To deliver better overall performance, we employ a sophisticated variable deadrise hull. This unique design provides stability while sitting, fast hole shots and a smoother, drier ride in rougher water.

WideTrac Hull Bottoms

Extra-wide hull bottoms provide more usable room in the boat and better overall performance. Narrower boats tend to fall off plane, while our WideTrac™ hulls ensure that you stay on plane, even at slower speeds.



Reverse Chine Hull

Tahiti mod-V hulls incorporate reversed chines and formed-in running strakes spaced across the hull bottom to provide increased stability for hi-performance running, and reduced sliding in turns for skiing.

Quality Deck Construction



IronClad™ Plywood Decks Tahiti decks feature our seven ply, 3/4" marine grade, pressure treated plywood for superior strength. Pressure treated marine plywood is so long lasting it's covered by our Lifetime Limited Warranty. (See dealer for details.)



High-Quality Deluxe Carpet Custom weave Syntec™ marine grade carpet made with stain and mildew resistant Olefin™ fiber is snag resistant and coated with a UV inhibitor to maintain its color for years to come.



Dry Storage Compartments Extra-large rotocast, clean, dry polyethylene storage compartments are located under all lounge seating units. (See specifications charts on pages 27 and 29 for combined cubic feet of storage in the cockpit floor, casting deck and under all lounge seating.)



THE ALUMINUM ADVANTAGE

Tahiti's aluminum hulls deliver superior performance over fiberglass hulls. Lightweight aluminum construction ensures better performance from smaller horsepower engines, delivers increased fuel economy and provides easy trailerability behind standard family vehicles.

Performance Hull Construction



Performance-matched Hulls Hull sections are plasma arc cut from heavy-duty .110 gauge 5052 H-34 marine grade aluminum alloy to provide superior corrosion resistance and hi-impact tensile strength.



PowerGrid™ Construction The entire substructure is engineered for extra strength by using longitudinal stringers throughout the boat locked together with closely spaced extruded aluminum transverse ribs.



Polyurethane Closed Cell Foam To exceed level floatation requirements, and to ensure a quiet and a rigid hull, all available areas of the hull are "shot" with expanding closed cell polyurethane foam bonding together the entire unit.

Lifestyle Features



Stainless Steel Hardware
All hardware and fasteners are hard marine grade stainless steel throughout for extra strength and maximum corrosion resistance, even in salt water.



Rounded/Aerated Livewells Most models include a bow-mounted, rounded and aerated livewell. Serious fishing features include a timer, removable divider, tempered aluminum and carpeted hatch lids, with splash guard seals.



Extra Rugged Boarding Ladder
Extruded and anodized aluminum ladder at the convenient stern entry for easy boarding. Wide rungs for secure footing. Shielded hinges to reduce pinch points. Angles out for ease of use.



Trolling Motor Receptacle Tahiti fishing models come pre-wired for easy trolling motor installation with a 24 volt wiring harness and deck mounted electric plug-in pod complete with trim and tilt switch.

Fully-Packaged Boats



Factory Built Packages Tahiti models are delivered as water-ready packages including a choice of outboard power (or a MerCruiser® stern drive) and a high-quality, painted bunk trailer with brakes. All models include a Taria® instrument package. Available fishing package includes; Minn Kota® Power Drive trolling motor, Humminbird® depth finder and two pedestal fishing seats.

HIGH QUALITY TAHITI FURNITURE

New for 2005, SunCruiser luxurious furniture coverings are constructed with our exclusive heavy-weight DuraLux™ SRT (stain resistant topcoat) vinyl to reduce stains and increase durability. State of the art materials include: size 92 bonded polyester monochord thread, multi-density



virgin foam with a film barrier between, all for durability and comfort. This more expensive construction ensures uniformly thick cushions that resist annoying pad compression.

Seat backs and bases employ polyethylene to eliminate wood rot. Most models feature clean and dry rotocast storage liners.



Deluxe Canvas Tops



Heavy-Duty Transom Our heavy-duty transoms incorporate a treated plywood core laminated with thick .110 gauge aluminum for extra strength to handle more powerful outboards.



Hi-Tech Smooth Welding Our expert craftsmen create consistent, flawless welds for the added benefit of a smooth clean hull with all the good looks of fiberglass. In fact, many people mistake the Tahiti for glass.




State-of-the-Art Paint Systems Hulls are hand sanded to create a proper base, then cleaned and acid etched, coated with a zinc chromate primer and baked at 250°. Following a coat of high-grade polyurethane enamel, the hull is again baked at 250°.



Premium Marine Canvas We use the best quality 100% solution-dyed acrylic tweed material for a tight-fitting handsome appearance. Color-fast fabric is mildew and UV resistant, repels water and is covered by our 5 year warranty.



Tough & Sturdy Frames Our rigid radius top frames are constructed of 1 1/4" T-6 extruded aluminum tubing. In addition to great looks, they're the industry's toughest and most durable frames.



ADD MORE ADVENTURE TO YOUR ISLAND

1 JBL radio with satellite access by Sirius® Enjoy 100 streams **SIRIUS** of commercial-free satellite radio with this digital AM/FM CD stereo satellite receiver system.

2 Humminbird® Piranha Max™ 20 fishfinder A convenient console mounted electronic fish/depth finder completes your fishing package. (Part of optional fishing package)

3 Rail Mount Propane Grill With this stainless steel propane grill, your island becomes the ideal destination for family cookouts and parties.

4 Bow Sleeper Insert Enjoy comfortable camping with an easy to store onboard inflatable sleeper insert with 12V pump. Great with canvas camper option.

5 Minn Kota® PowerDrive™ trolling motor Electric trolling motors provide quiet, efficient power to turn your SunCruiser into a stealth fishing machine. (Part of optional fishing package)

6 Ski Tow Bar Equip your SunCruiser for watersports fun and excitement. Add an optional stainless steel ski tow bar for tubing, skiing or rafting.

7 Tilt Steering Wheel Added driver control and comfort are a click away with a tilt up/down soft grip steering wheel.

8 Dual Helm Seat Get extra room for you and a friend with a double-wide, extra comfortable dual helm seat.

9 Exclusive Contour™ Helm Chair This "fully-adjustable" chair features folding arm rests, up/down headrest, fore/alt pivot slider and reclining capability for premium comfort and style.

10 Deluxe Fishing Seat Experience the ultimate in fishing comfort with a high back, bolstered pedestal fishing seat.

11 Bow Cocktail Table Entertain or dine conveniently with a movable bow cocktail table with concealed cooler storage.

12 Port Table Group Enjoy added entertaining flexibility with a removable acrylic pedestal mount table, drink holders and two pedestal mount folding seats.



FULL AND HALF ENCLOSURES

Whether you're looking to enjoy an overnight getaway in total comfort, or simply shield your investment from the elements, SunCruiser offers a variety of attractive and durable marine grade canvas options. Hand-crafted and custom fit, these handsome enclosures are equipped with windows and screens to keep the outside, out.

SUNCRUISER *Stylish Color Choices*

JAMAICA® SERIES

GRAPHICS/PAINT



Blue/Pale Cameo



Green/Pale Cameo



Platinum/Pale Cameo



Regal Red/Pale Cameo

FURNITURE



Blue/Mica/Pale Cameo



Green/Mica/Pale Cameo



Platinum/Gold/Pale Cameo



Red/Mica/Pale Cameo

CUSTOM WEAVE CARPET



Jasmine or Mica Mist



Sage or Mica Mist



Mica Mist



Mica Mist

TRINIDAD® SERIES

GRAPHICS/PAINT



Blue/Pale Cameo



Green/Pale Cameo



Platinum/Pale Cameo



Regal Red/Pale Cameo

FURNITURE



Blue/Mica/Pale Cameo



Green/Mica/Pale Cameo



Platinum/Mica/Pale Cameo



Red/Mica/Pale Cameo

CUSTOM WEAVE CARPET



Jasmine or Mica Mist



Sage or Mica Mist



Mica Mist



Mica Mist

MALIBU® SERIES

GRAPHICS/PAINT



Cobalt Blue/Pale Cameo

FURNITURE



Cobalt Blue/Mica/Pale Cameo

STANDARD CARPET



Mica Mist

TAHITI® SERIES

GRAPHICS/PAINT



Blue/Oyster



Platinum/Oyster



Regal Red/Oyster

FURNITURE



Blue/Mica/Oyster



Platinum/Mica/Oyster



Red/Mica/Oyster

CUSTOM WEAVE CARPET



Jasmine or Mica Mist



Mica Mist



Mica Mist

CUSTOM WEAVE CARPET



MICA MIST



JASMINE



SAGE

"Exclusive" custom weave carpet adds a mark of distinction to your new 2005 Suncruiser.



WANT TO WEAR THE BRAND THAT MAKES GREAT FAMILY MEMORIES? Visit our web site at www.Lowe.com or call us at (800) 852-6611 for assistance with Lowe and Suncruiser branded clothing or specialty items.



EVINRUDE
Johnson
FOUR STROKE

When you purchase a Suncruiser pontoon you have a choice of outboards. Johnson and Evinrude outboards are known world over for their dependability and performance. Both are recommended power on 2005 Sun Cruisers.

STANDARD FEATURES & OPTIONAL FEATURES

STANDARD FEATURES

Construction Features (● = Standard)

| | Jamaica 252 | Jamaica 250/250SD | Jamaica 224 | Jamaica 220/220SD | Jamaica 200 | Trinidad 244 | Trinidad 240 | Trinidad 224 | Trinidad 222S | Trinidad 220/220SD | Trinidad 204 | Trinidad 202 | Trinidad 200 | Malibu 200 | Trinidad 184 | Trinidad 182 | Trinidad 180 | Tahiti 224 | Tahiti 220/220SD | Tahiti 222 | Tahiti 194 | Tahiti 192 |
|---|-------------|-------------------|-------------|-------------------|-------------|--------------|--------------|--------------|---------------|--------------------|--------------|--------------|--------------|------------|--------------|--------------|--------------|------------|------------------|------------|------------|------------|
| NMMA certified | ● | ● | ● | ● | ● | ● | ● | ● | ● | ● | ● | ● | ● | ● | ● | ● | ● | ● | ● | ● | ● | ● |
| All-aluminum motor mount | ● | ● | ● | ● | ● | ● | ● | ● | ● | ● | ● | ● | ● | ● | ● | ● | ● | ● | ● | ● | ● | ● |
| All stainless steel hardware | ● | ● | ● | ● | ● | ● | ● | ● | ● | ● | ● | ● | ● | ● | ● | ● | ● | ● | ● | ● | ● | ● |
| QuietRide™ anodized rails and fencing | ● | ● | ● | ● | ● | ● | ● | ● | ● | ● | ● | ● | ● | ● | ● | ● | ● | ● | ● | ● | ● | ● |
| Raised rails | ● | ● | ● | ● | ● | ● | ● | ● | ● | ● | ● | ● | ● | ● | ● | ● | ● | ● | ● | ● | ● | ● |
| One-piece plywood deck | ● | ● | ● | ● | ● | ● | ● | ● | ● | ● | ● | ● | ● | ● | ● | ● | ● | ● | ● | ● | ● | ● |
| Bolted deck construction | ● | ● | ● | ● | ● | ● | ● | ● | ● | ● | ● | ● | ● | ● | ● | ● | ● | ● | ● | ● | ● | ● |
| Heavy-duty 5052 marine aluminum alloy | ● | ● | ● | ● | ● | ● | ● | ● | ● | ● | ● | ● | ● | ● | ● | ● | ● | ● | ● | ● | ● | ● |
| Pressure treated wood deck w/ Lifetime Limited Warranty | ● | ● | ● | ● | ● | ● | ● | ● | ● | ● | ● | ● | ● | ● | ● | ● | ● | ● | ● | ● | ● | ● |
| High gloss multi-step paint finish | ● | ● | ● | ● | ● | ● | ● | ● | ● | ● | ● | ● | ● | ● | ● | ● | ● | ● | ● | ● | ● | ● |
| Ski tow ring | | 250SD | | 220SD | | | | | | 220SD | | | | | | | | | | | | |
| Custom weave marine carpet | ● | ● | ● | ● | ● | ● | ● | ● | ● | ● | ● | ● | ● | ● | ● | ● | ● | ● | ● | ● | ● | ● |
| Oversized gates | ● | ● | ● | ● | ● | ● | ● | ● | ● | ● | ● | ● | ● | ● | ● | ● | ● | ● | ● | ● | ● | ● |
| Powder coated cast corner caps | ● | ● | ● | ● | ● | ● | ● | ● | ● | ● | ● | ● | ● | ● | ● | ● | ● | ● | ● | ● | ● | ● |
| Stainless steel mooring/ski eyes | ● | ● | ● | ● | ● | ● | ● | ● | ● | ● | ● | ● | ● | ● | ● | ● | ● | ● | ● | ● | ● | ● |
| Full length extruded pontoon keels | ● | ● | ● | ● | ● | ● | ● | ● | ● | ● | ● | ● | ● | ● | ● | ● | ● | ● | ● | ● | ● | ● |
| Reinforced stainless steel bow eye | ● | ● | ● | ● | ● | ● | ● | ● | ● | ● | ● | ● | ● | ● | ● | ● | ● | ● | ● | ● | ● | ● |
| Heavy duty extruded aluminum cross channels | ● | ● | ● | ● | ● | ● | ● | ● | ● | ● | ● | ● | ● | ● | ● | ● | ● | ● | ● | ● | ● | ● |
| Heavy duty extruded aluminum deluxe "M" brackets | ● | ● | ● | ● | ● | ● | ● | ● | ● | ● | ● | ● | ● | ● | ● | ● | ● | ● | ● | ● | ● | ● |
| Anodized rails and trim | ● | ● | ● | ● | ● | ● | ● | ● | ● | ● | ● | ● | ● | ● | ● | ● | ● | ● | ● | ● | ● | ● |
| Extruded bow cleats | ● | ● | ● | ● | ● | ● | ● | ● | ● | ● | ● | ● | ● | ● | ● | ● | ● | ● | ● | ● | ● | ● |
| Sealed pontoon bulkheads (pressure tested) | ● | ● | ● | ● | ● | ● | ● | ● | ● | ● | ● | ● | ● | ● | ● | ● | ● | ● | ● | ● | ● | ● |

Special Features

| | | | | | | | | | | | | | | | | | | | | | | | |
|---------------------------------------|--------|--------|--------|--------|--------|-------|-------|-------|-------|-------|-------|-------|-------|-------|-------|-------|-------|--------|--------|--------|--------|--------|------|
| Fuel tank (gallons/liters) | 31/117 | 35/133 | 35/133 | 31/117 | 35/133 | 24/91 | 24/91 | 24/91 | 24/91 | 24/91 | 24/91 | 24/91 | 24/91 | 24/91 | 24/91 | 24/91 | 24/91 | 38/144 | 38/144 | 38/144 | 27/102 | 27/102 | |
| Auto bilge pump w/ manual override | | 250SD | | 220SD | | | | | | 220SD | | | | | | | | ● | ● | ● | ● | ● | |
| Docking lights | ● | ● | ● | ● | ● | ● | ● | ● | ● | ● | | | ● | | | | ● | | ● | | | | |
| Navigation lights | ● | ● | ● | ● | ● | ● | ● | ● | ● | ● | ● | ● | ● | ● | ● | ● | ● | ● | ● | ● | ● | ● | |
| Privacy enclosure | ● | ● | ● | ● | ● | ● | ● | ● | ● | 220LP | 204P | | | | | | | ● | ● | ● | ● | ● | |
| Stern entry deck with ladder | ● | ● | ● | ● | ● | ● | ● | ● | ● | ● | ● | ● | ● | ● | ● | ● | ● | ● | ● | ● | ● | ● | |
| Floor storage and/or lockable storage | ● | ● | ● | ● | ● | ● | ● | ● | ● | ● | ● | ● | ● | ● | ● | ● | ● | ● | ● | ● | ● | ● | |
| Trolling motor harness | | | ● | | | ● | | ● | | | ● | ● | | | | ● | ● | | ● | | ● | ● | |
| Aerated livewell (gallons) | | | 13 | | | 13 | | 13 | 13 | | 13 | 13 | | | | 13 | 13 | | 11.4 | | 11.4 | 11.4 | 11.4 |
| Black painted bunk trailer w/ brakes | | | | | | | | | | | | | | | | | | ● | ● | ● | ● | ● | |
| Top | | | | | | | | | | | | | | | | | | | | | | | |
| Color coordinated bimini top w/ boot | ● | ● | ● | ● | ● | ● | ● | ● | ● | ● | ● | ● | ● | ● | ● | ● | ● | ● | ● | ● | ● | ● | |
| Helm | | | | | | | | | | | | | | | | | | | | | | | |
| Lockable glove box | ● | ● | ● | ● | ● | ● | ● | ● | ● | ● | ● | ● | ● | ● | ● | ● | ● | ● | ● | ● | ● | ● | |
| Composite molded acrylic console | ● | ● | ● | ● | ● | ● | ● | ● | ● | ● | ● | ● | ● | ● | ● | ● | ● | ● | ● | ● | ● | ● | |
| Drink holders | ● | ● | ● | ● | ● | ● | ● | ● | ● | ● | ● | ● | ● | ● | ● | ● | ● | ● | ● | ● | ● | ● | |
| Horn | ● | ● | ● | ● | ● | ● | ● | ● | ● | ● | ● | ● | ● | ● | ● | ● | ● | ● | ● | ● | ● | ● | |
| Courtesy lights | ● | ● | ● | ● | ● | ● | ● | ● | ● | ● | ● | ● | ● | ● | ● | ● | ● | ● | ● | ● | ● | ● | |
| Tilt steering | ● | ● | ● | ● | ● | ● | ● | ● | ● | 220SD | | | | | | | | ● | ● | ● | ● | ● | |
| Anti-feedback steering | ● | ● | ● | ● | ● | ● | ● | ● | ● | ● | ● | ● | ● | ● | ● | ● | ● | ● | ● | ● | ● | ● | |
| Switch panel w/ rocker switches | ● | ● | ● | ● | ● | ● | ● | ● | ● | ● | ● | ● | ● | ● | ● | ● | ● | ● | ● | ● | ● | ● | |

| | Jamaica 252 | Jamaica 250/250SD | Jamaica 224 | Jamaica 220/220SD | Jamaica 200 | Trinidad 244 | Trinidad 240 | Trinidad 224 | Trinidad 222S | Trinidad 220/220SD | Trinidad 204 | Trinidad 202 | Trinidad 200 | Malibu 200 | Trinidad 184 | Trinidad 182 | Trinidad 180 | Tahiti 224 | Tahiti 220/220SD | Tahiti 222 | Tahiti 194 | Tahiti 192 |
|--|----------------|----------------------|----------------|----------------------|----------------|-----------------|-----------------|-----------------|------------------|-----------------------|-----------------|-----------------|-----------------|---------------|-----------------|-----------------|-----------------|---------------|---------------------|---------------|---------------|---------------|
| Circuit breakers | ● | ● | ● | ● | ● | ● | ● | ● | ● | ● | ● | ● | ● | ● | ● | ● | ● | ● | ● | ● | ● | ● |
| Tinted windshield w/ quick disconnect | ● | ● | ● | ● | ● | ● | ● | ● | ● | ● | ● | ● | ● | ● | ● | ● | ● | ● | ● | ● | ● | ● |
| 12-Volt receptacle | ● | ● | ● | ● | ● | ● | ● | ● | ● | ● | ● | ● | ● | ● | ● | ● | ● | ● | ● | ● | ● | ● |
| Trim and tilt gauge (40 HP and larger outboards) | ● | ● | ● | ● | ● | ● | ● | ● | ● | ● | ● | ● | ● | ● | ● | ● | ● | ● | ● | ● | ● | ● |
| Speedometer | ● | ● | ● | ● | ● | ● | ● | ● | ● | ● | ● | ● | ● | ● | ● | ● | ● | ● | ● | ● | ● | ● |
| Tachometer | ● | ● | ● | ● | ● | ● | ● | ● | ● | ● | ● | ● | ● | ● | ● | ● | ● | ● | ● | ● | ● | ● |
| Voltmeter | ● | ● | ● | ● | ● | ● | ● | ● | ● | ● | ● | ● | ● | ● | ● | ● | ● | ● | ● | ● | ● | ● |
| Fuel gauge | ● | ● | ● | ● | ● | ● | ● | ● | ● | ● | ● | ● | ● | ● | ● | ● | ● | ● | ● | ● | ● | ● |
| Binnacle control or concealed side mount | ● | ● | ● | ● | ● | ● | ● | ● | ● | ● | ● | ● | ● | ● | ● | ● | ● | ● | ● | ● | ● | ● |
| Marine AM/FM CD stereo with Sirius access | ● | ● | ● | ● | ● | ● | ● | ● | ● | ● | ● | ● | ● | ● | ● | ● | ● | ● | ● | ● | ● | ● |
| Marine AM/FM CD stereo | ● | ● | ● | ● | ● | ● | ● | ● | ● | ● | ● | ● | ● | ● | ● | ● | ● | ● | ● | ● | ● | ● |
| Emergency ignition stop switch | ● | ● | ● | ● | ● | ● | ● | ● | ● | ● | ● | ● | ● | ● | ● | ● | ● | ● | ● | ● | ● | ● |

OPTIONAL EQUIPMENT

Other Options (● = Available options)

| | | | | | | | | | | | | | | | | | | | | | | |
|------------------------------------|---|-----|---|-----|---|---|---|---|---|-------|---|---|---|---|---|---|---|---|-----|---|---|---|
| Double Bimini Top | ● | ● | | ● | | | | | | | | | | | | | | | | | | |
| Mooring or playpen cover | ● | ● | ● | ● | ● | ● | ● | ● | ● | ● | ● | ● | ● | ● | ● | ● | ● | ● | ● | ● | ● | ● |
| Rigidized composite deck | ● | ● | ● | ● | ● | ● | ● | ● | ● | ● | ● | ● | ● | ● | ● | ● | ● | ● | ● | ● | ● | ● |
| Vinyl flooring | ● | ● | | | | ● | ● | ● | ● | ● | ● | ● | ● | ● | ● | ● | ● | ● | ● | ● | ● | ● |
| Inflatable sleeper bed w/ 12V pump | ● | ● | | ● | ● | | | | | ● | | | | ● | | | | ● | | | ● | |
| Privacy enclosure | | | | | | | | | | 220SD | | | | ● | ● | ● | ● | | | | | ● |
| Ski tow bar or pylon | ● | 250 | ● | 220 | ● | ● | ● | ● | ● | 220 | ● | ● | ● | | ● | ● | ● | ● | 220 | ● | ● | ● |
| Pedestal seat assembly | | | | | | | | | | ● | | | | | | | | ● | | ● | ● | ● |
| Dual helm seat with slider | ● | ● | | ● | | ● | ● | ● | | ● | | ● | ● | | ● | ● | ● | | | | | |
| Tilt wheel | | | | | | ● | ● | ● | ● | 220 | ● | ● | ● | | ● | ● | ● | | | | | |
| Sea Star® hydraulic steering | ● | 250 | ● | 220 | ● | ● | ● | ● | ● | 220 | ● | ● | ● | | | | | ● | 220 | ● | ● | ● |
| Black painted bunk trailer | ● | ● | ● | ● | ● | ● | ● | ● | ● | ● | ● | ● | ● | ● | ● | ● | ● | | | | | |
| Galvanized bunk trailer | ● | ● | ● | ● | ● | ● | ● | ● | ● | ● | ● | ● | ● | ● | ● | ● | ● | ● | ● | ● | ● | ● |
| Brake kit | | | | | | | | | | | ● | ● | ● | ● | ● | ● | ● | | | | | |
| Spare tire and bracket | ● | ● | ● | ● | ● | ● | ● | ● | ● | ● | ● | ● | ● | ● | ● | ● | ● | ● | ● | ● | ● | ● |
| Docking lights | | | | | | ● | | ● | | | ● | ● | | ● | ● | ● | | | | | | |
| WaveTamer® under deck spray shield | ● | 250 | ● | 220 | ● | ● | ● | ● | ● | ● | ● | ● | ● | | | | | | | | | |
| Sirius satellite receiver | | | | | | ● | ● | ● | ● | ● | ● | ● | ● | ● | ● | ● | ● | | | | | |

Fishing Package

| | | | | | | | | | | | | | | | | | | | | | | |
|-------------------------|--|--|---|--|--|---|---|---|--|---|---|---|--|--|---|---|--|---|--|---|---|---|
| Electric trolling motor | | | ● | | | ● | ● | ● | | ● | ● | ● | | | ● | ● | | ● | | ● | ● | ● |
| Humminbird® fishfinder | | | ● | | | ● | ● | ● | | ● | ● | ● | | | ● | ● | | ● | | ● | ● | ● |

XL Performance Package (3 logs)

| | | | | | | | | | | | | | | | | | | | | | | |
|--------------------------|---|--------|---|--------|---|---|---|---|---|-----|---|---|---|--|--|--|--|--|--|--|--|--|
| Center log w/ WaveTamer™ | ● | Std/SD | ● | Std/SD | ● | ● | ● | ● | ● | 220 | ● | ● | ● | | | | | | | | | |
| Lifting strakes | ● | ● | ● | ● | | ● | ● | ● | ● | ● | | | | | | | | | | | | |

Making Great Family Memories

THE LOWE BOATS COMMITMENT

Did you ever wonder how a company determines what their brand stands for? What it is that they can promise their customers - and faithfully live up to. At Lowe we're dedicated to helping you create great family boating experiences. It's a commitment that affects everything we do. From original design, through to delivery, every step is carefully managed to ensure your complete satisfaction. It's a big part of why we received the coveted National Marine Manufacturers Association (NMMA) CSI Award in 2003 and 2004 for achieving the industry's highest rating for customer satisfaction in the pontoon and deckboat categories.

To receive this special recognition, Lowe achieved and maintained an independently-measured standard of excellence of over 90 percent in customer satisfaction over the past 2 years, based on information provided by more than 32,000 consumers who have purchased various new boat and engine brands during that period.



WWW.LOWE.COM

Lowe Boats 2900 Industrial Drive, Lebanon, Missouri 65536 417-532-9101

© 2004 LOWE BOATS, Inc.

LOWE
BOATS

Please read carefully. All prices and specifications subject to change. Lowe Boats reserves the right to discontinue models or change prices, specifications, materials, color or design at any time without incurring obligations. Some models are shown with optional features. Hull weights shown in this catalog reflect the approximate weight of the boat only, and do not include weights of the outboard motor or accessories installed.

All boats meet or exceed United States Coast Guard and Canadian Coast Guard regulations and National Marine Manufacturers Association Certification Standards.

Please respect the marine environment, be courteous to others on the water and follow the rules of safe boating.